

Name : _____ Std. : _____ Roll No. : _____ Date : _____

UNDERSTAND AND WRITE 4




Learning Focus : - Identifying number 4, Number and value, Writing 4 (formation), four.

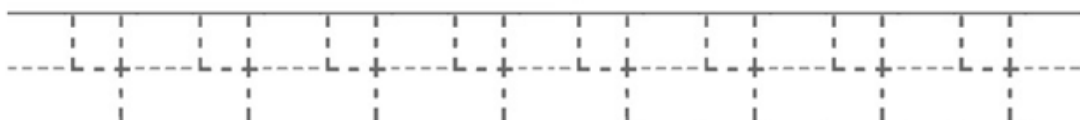
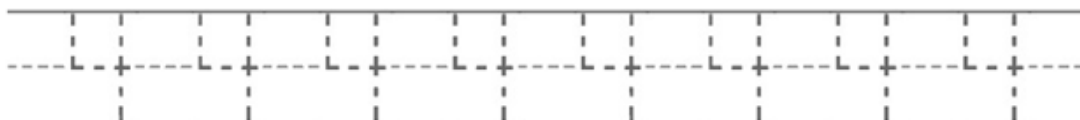
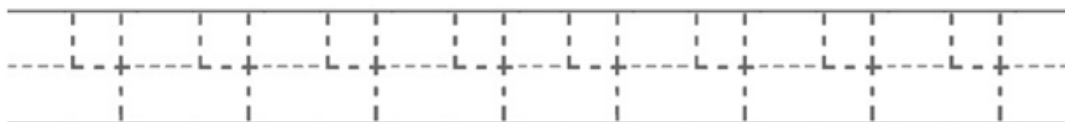
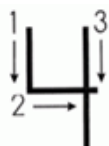
4 Four



I. – Colour only those apples which have number 4 in them.



II.- Trace and write number 4.



UNDERSTAND AND WRITE 4

III.- Do as directed.

Colour any 4 bugs.



Draw 4 stars

IV. Colour the dice which have 4 dots.



Name : _____ Std. : _____ Roll No. : _____ Date : _____

UNDERSTAND AND WRITE 5



Learning Focus : - Identifying number 5, Number and value, Writing 5 (formation), five.


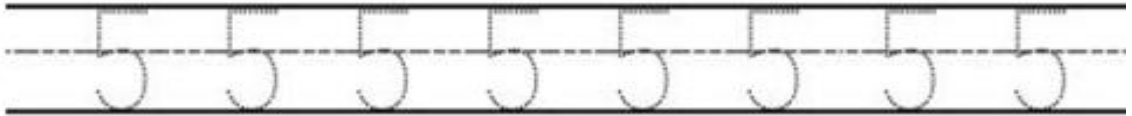
5 Five



I. – Circle only number 5 from the numbers given below.

3 4 5 2 5
5 3 5 3 2

II.- Trace and write number 5.



UNDERSTAND AND WRITE 5

III.- Read the number and colour as many in each row.

4




1



3



5



2



Name : _____ Std. : _____ Roll No. : _____ Date : _____

UNDERSTAND AND WRITE 6



Learning Focus : - Identifying number 6, Number and value, Writing 6 (formation), six.

6

Six



I. – Circle only number 6 from the numbers given below.

3

6

2

5

6

6

6

2

6

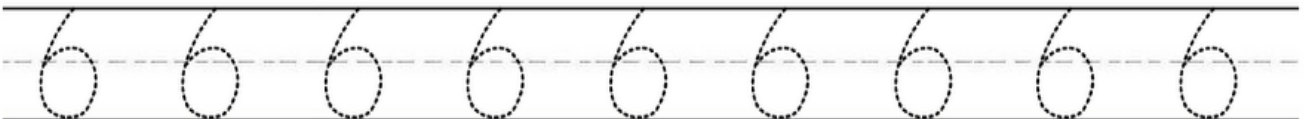
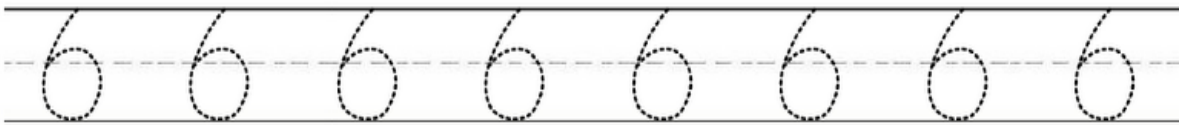
3

6

3

II. - Trace and write number 6.

6



UNDERSTAND AND WRITE 6

III.- Match the number to its corresponding number name by drawing a line.

1 •

•

Four

2 •

•

One

3 •

•

Six

4 •

•

Two

5 •

•

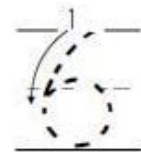
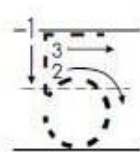
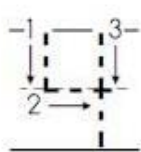
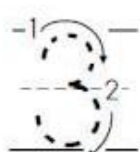
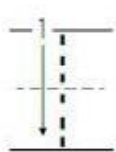
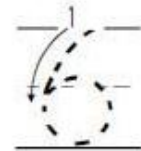
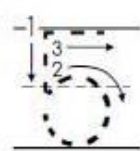
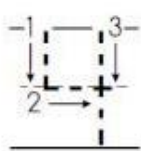
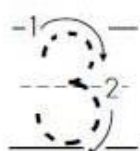
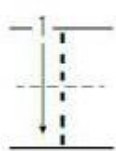
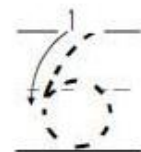
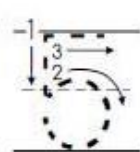
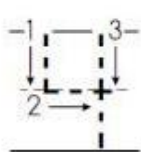
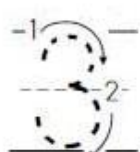
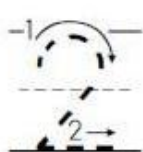
Three

6 •

•


Five

IV. Practise writing 1-6 with the correct formations below.



Name : _____ Std. : _____ Roll No. : _____ Date : _____

UNDERSTAND AND WRITE 7



PARIS

Learning Focus : - Identifying number 7, Number and value, Writing 7 (formation), seven.

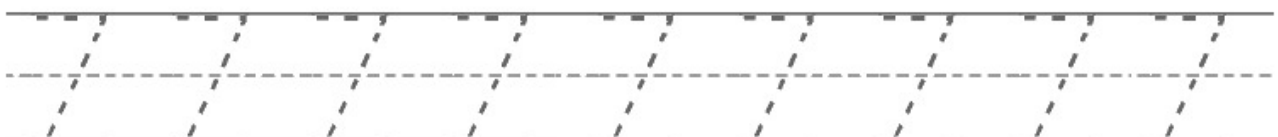
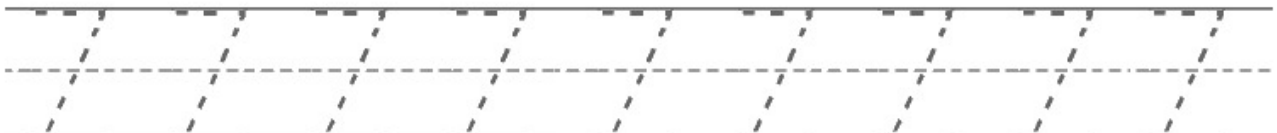
7 Seven



I. – Colour only the squares with number 7 in them.

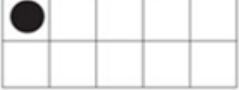






| | | | | |
|---|---|---|---|---|
| 7 | 3 | 4 | 2 | 7 |
| 2 | 7 | 2 | 7 | 4 |
| 4 | 3 | 7 | 5 | 2 |
| 5 | 7 | 6 | 7 | 3 |
| 7 | 2 | 4 | 5 | 7 |

II.- Trace and write number 7.



UNDERSTAND AND WRITE 7

III.- Count the dots and trace the number in the table given below.

| | | | | | |
|---|---|---|---|---|---|
|  | 1 | 1 | 1 | 1 | 1 |
|  | 2 | 2 | 2 | 2 | 2 |
|  | 3 | 3 | 3 | 3 | 3 |
|  | 4 | 4 | 4 | 4 | 4 |
|  | 5 | 5 | 5 | 5 | 5 |
|  | 6 | 6 | 6 | 6 | 6 |
|  | 7 | 7 | 7 | 7 | 7 |

IV. - Colour only 7 pears from those given below.

